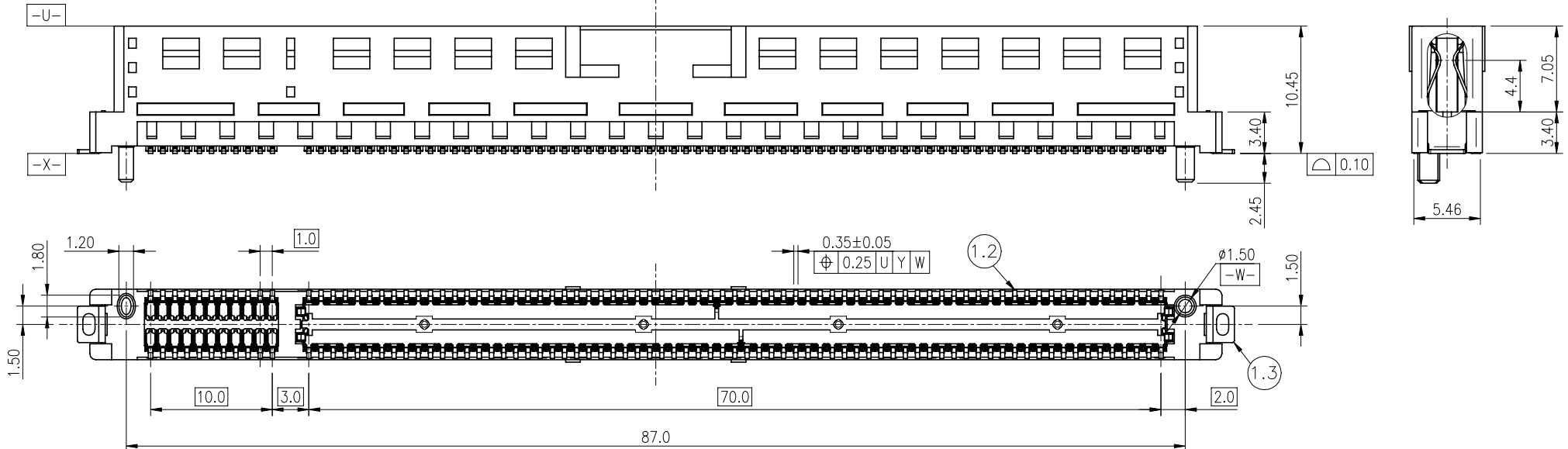
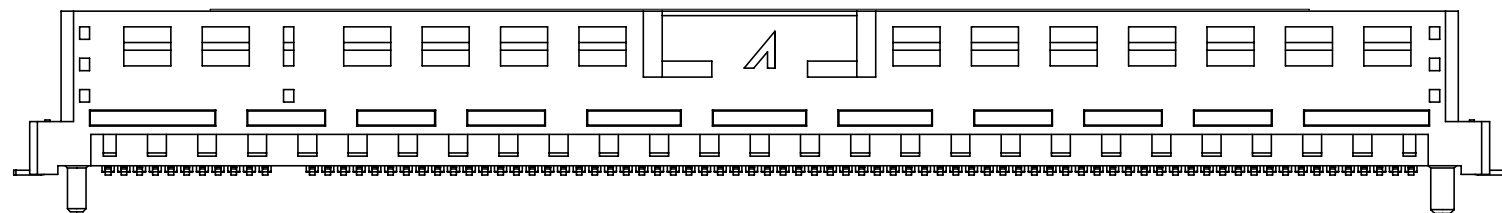
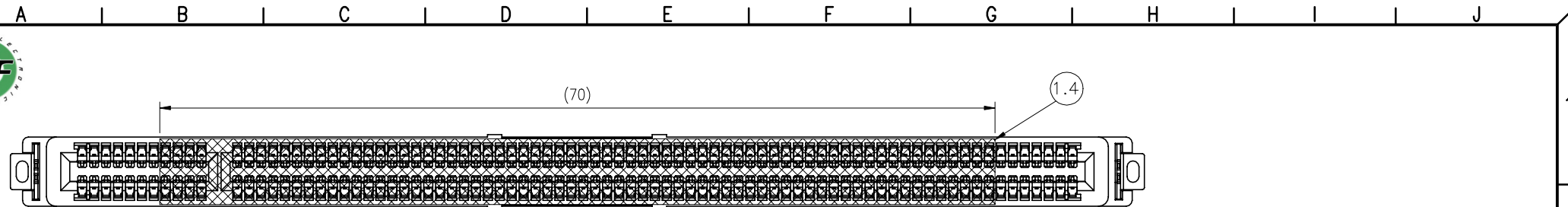


- NOTES:
- MATERIAL:
    - HOUSING: LCP THERMOPLASTIC,UL94V-0;COLOR:BLACK.
    - CONTACT: COPPER ALLOY
    - FIT NAIL: COPPER ALLOY
    - MYLAR: POLYESTER
    - CAP: STAINLESS STEEL
  - FINISH:
    - CONTACT:
      - GOLD PLATING ON CONTACT AREA.
      - 100~200u" MATTE TIN PLATING ON SOLDER TAILS.
      - 50~100u" NICKEL UNDERPLATING OVERALL.
    - FIT NAIL:
      - 100~200u" MATTE TIN PLATING ON SOLDER TAILS.
      - 50~100u" NICKEL UNDERPLATING OVERALL.
  - REFLOW SOLDER CAPABLE TO 260°C ,PER ACES SPEC.
  - SPEC. PLS. REFER TO PS-52710-XXXX-XXX
  - PACKAGE PLS. REFER TO 52705-XXXX-XXX-TRAY
  - SUPPORT PCIe Gen5.
  - PART NUMBER
 

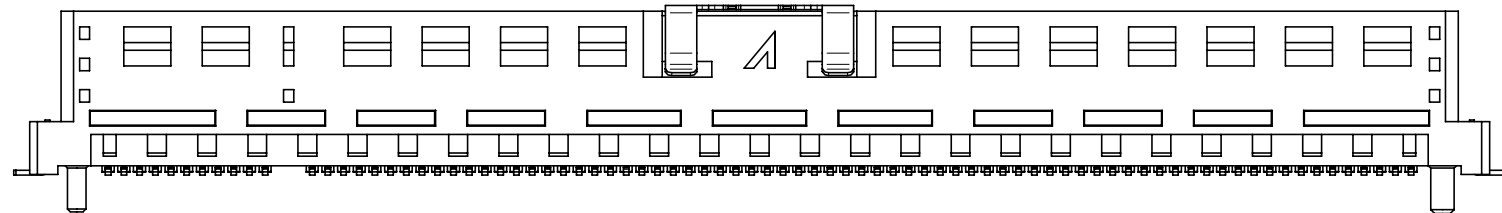
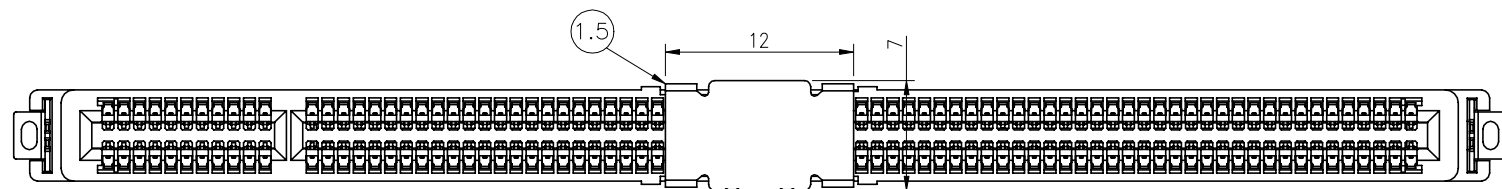
52712-XXX	X	X-XXX
NO OF CKT		TYPE
164		001: NONE
PACKING		PLATING
6:TRAY WITH MYLAR		D: 30u" GOLD PLATING
9:TRAY WITH COVER		



<b>QUALITY SYMBOLS</b> MAJOR Ⓢ CRITICAL Ⓢ <b>GENERAL TOLERANCES (UNLESS SPECIFIED)</b> X. ±0.5 .X ±0.25 .XX ±0.15 .XXX ±0.1 ANGLES ±2°	<b>DRAWN BY</b> Liang, Chen Huan 23'/07/25	<b>DATE</b> 23'/07/25		<b>TITLE</b> 1.0 PITCH EDGE CARD SOCKET CONN. SMT D/R S/T TYPE(PCIE5)
	<b>CHECKED BY</b> Lee, I Hung 23'/07/25	<b>DATE</b> 23'/07/25		
	<b>APPROVED BY</b> Lee, I Hung 23'/07/25	<b>DATE</b> 23'/07/25		
	<b>UNITS</b> mm	<b>SIZE</b> A4		
<b>SCALE</b> 2 : 1	<b>SHEET NO.</b> 1 OF 3	<b>REV</b> C	<b>DWG NO.</b> 52712-XXXX-XXX	

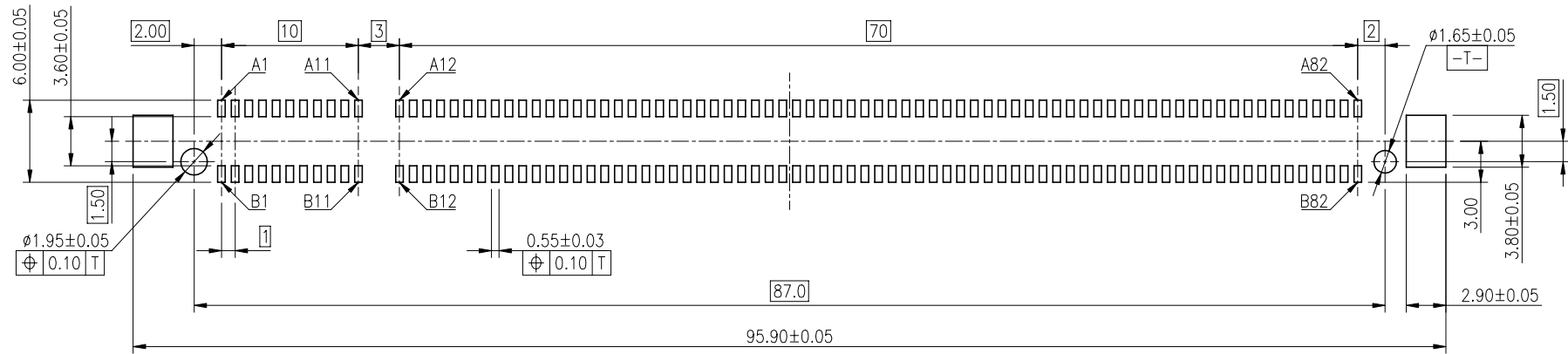


WITH MYLAR TYPE

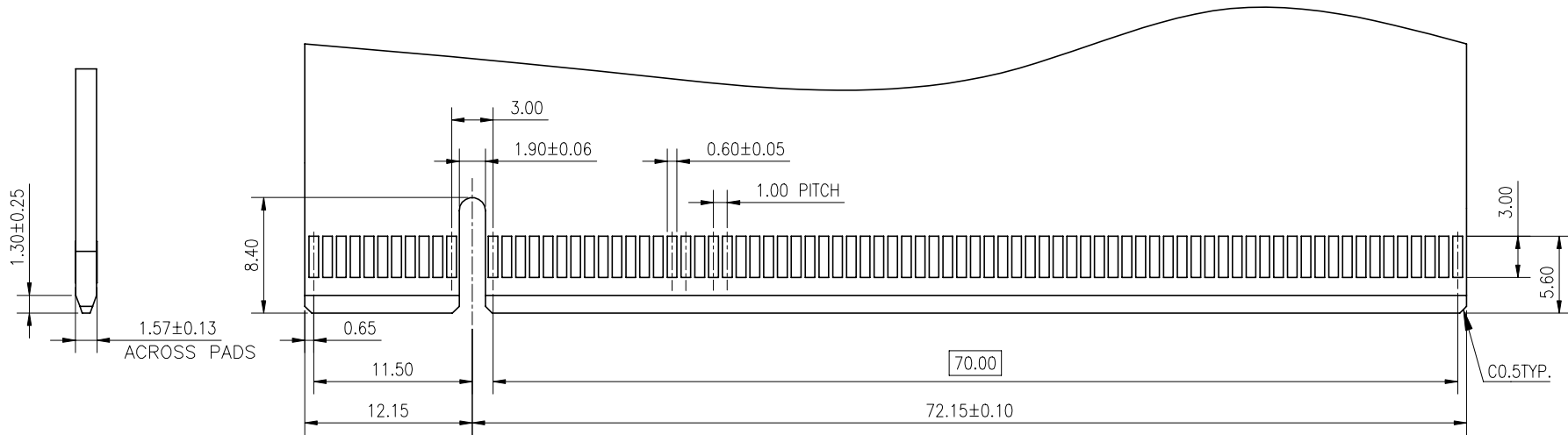


WITH CAP TYPE

<b>QUALITY SYMBOLS</b> MAJOR Ⓢ CRITICAL Ⓢ <b>GENERAL TOLERANCES (UNLESS SPECIFIED)</b> X. ±0.5 .X ±0.25 .XX ±0.15 .XXX ±0.1 ANGLES ±2°	<b>DRAWN BY</b> Liang, Chen Huan	<b>DATE</b> 23'/07/25		
	<b>CHECKED BY</b> Lee, I Hung	<b>DATE</b> 23'/07/25		
	<b>APPROVED BY</b> Lee, I Hung	<b>DATE</b> 23'/07/25	<b>TITLE</b> 1.0 PITCH EDGE CARD SOCKET CONN. SMT D/R S/T TYPE(PCle5)	<b>RFQ NO.</b> -
	<b>UNITS</b> mm		<b>SIZE</b> A4	<b>DWG NO.</b> 52712-XXXXX-XXX
<b>SCALE</b> 2 : 1	<b>SHEET NO.</b> 2 OF 3	<b>REV</b> C	<b>DWG NO.</b> 52712-XXXXX-XXX	



RECOMMENDED PCB LAYOUT  
GENERAL TOLERANCE ±0.05



RECOMMENDED EDGE CARD GOLDEN FINGER LAYOUT  
GENERAL TOLERANCE ±0.05

<b>QUALITY SYMBOLS</b> MAJOR Ⓢ CRITICAL Ⓢ <b>GENERAL TOLERANCES (UNLESS SPECIFIED)</b> X. ±0.5 .X ±0.25 .XX ±0.15 .XXX ±0.1 ANGLES ±2°	<b>DRAWN BY</b> Liang, Chen Huan	<b>DATE</b> 23'/07/25	
	<b>CHECKED BY</b> Lee, I Hung	<b>DATE</b> 23'/07/25	
	<b>APPROVED BY</b> Lee, I Hung	<b>DATE</b> 23'/07/25	<b>UNITS</b> mm
	<b>SCALE</b> 2 : 1	<b>SHEET NO.</b> 3 OF 3	<b>SIZE</b> A4
			<b>REV</b> C
			<b>RFO NO.</b> -
			<b>DWG NO.</b> 52712-XXXXX-XXX